


7. Regarding the usage of Type 97 series battery

The inner space of Type 97 and Type 97B is compact, please select and set their batteries according to the pictures.



8.4V Ni-Cd Battery



You can also use the lithium battery which size is smaller than the accessories box.

8. Replacement of Type 97 series spring

There is a QD spring guide adaptor in the RS T1 gearbox of RS Type 97 series, it makes the maintenance easy and you can replace different power spring according to the game rule. Please operate according to the procedure of the instruction manual.

Please pay attention to pry if it is in the right position by using the screw driver to touch through the small hole of the spring guide adaptor. The deflection of the spring guide shim may cause the piston gear worn.

We suggest that please replace with the bearing spring guide and the bearing piston head if you replaced with stronger spring, so as to ensure the spring works smoothly.



You can use general bearing spring guide for RS Type 56 series.

Replace the spring guide shim if the RS Type 97 series AEG bearing spring guide has been replaced.

Remove the original spring guide shim.



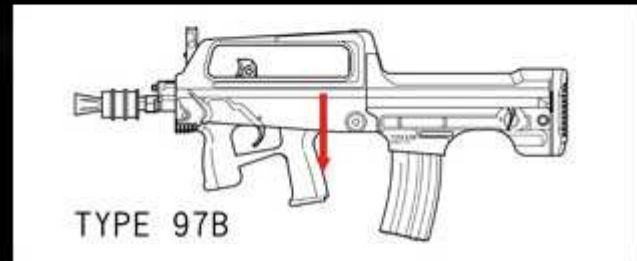
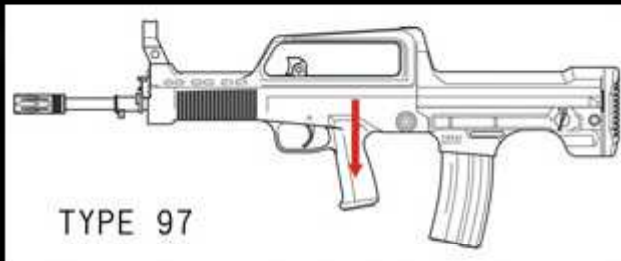
Remove the general bearing spring guide shim.

Assemble the Type 97 series spring guide shim on the general bearing spring guide.

9. Skill of Type 97 series magazine replacement

A very important guideline of RS Type 97 series' R&D is live up to make the same barycenter as the real steel. The barycenter of Type 97 is located in the grip position. This makes muzzle directionality as good as the real steel when you holding the gun with only one hand, even the weight of this AEG nearly same as real steel. That is what ensure the easily and quickly operation although the selector lever and the magazine release button are on the rear of the receiver.

a. Basic information



The barycenter position of Type 97 series



The design of Type 97 AEG barycenter is propitious for tactical action when holding the gun with single hand.



Fold arms on chest is a daily unbending action.



Like the action of folding arms on chest, your hand can easily reach the magazine.

b.Selector lever operation practice



Use your thumb to adjust the selector lever with your palm against gun.



The selector lever of Type 97 series orientation is clearly, you can change the firing mode resort to your handle without changing the aiming state.

c.Magazine replacement practice



Hold the magazine with your left hand reversely, press the magazine release button with your index finger, and remove the magazine downwards naturally.



Draw out the magazine from the chest rig.



Use your left hand index finger attach to the magazine well as a guide, insert the magazine according to the feel.



Click the magazine in the right position with your left palm.



The magazine replacement finished